


PLAY GYM PROJECTOR

ТЕПИХ ПРОЕКТОР



MANUAL INSTRUCTION

ИНСТРУКЦИЯ ЗА УПОТРЕБА

EN Manual Instruction.....	2	HU Leírása.....	10
BG Инструкция за употреба.....	4	FR Spécification.....	11
IT Specificazione.....	6	SRB HR Specifikacija.....	12
GR Προβλεπόμενα.....	7	ME BIH Specifikacija.....	12
RO Specificație.....	8	TR Spesifikasyon.....	13
RU Спецификация.....	9	MK Спецификација.....	14
		AL Specifikimi.....	15

SAFETY REQUIREMENTS**WARNING!**

Please keep this instruction for future reference as it contains important information.

Adult assembly is required.

To prevent entanglement injury, never place the gym in a crib/cot or playpen. Use this product only on the floor.

Never leave the child unattended!

To avoid possible entanglement or strangulation remove the toy bars when baby begins to push up on hands or knees!

A healthy baby should sleep on his back!

Help reduce the risk of sudden infant death syndrome - when putting your baby down for a nap or bed for the night place him on his back.

Do not use this product as a blanket!

Where applicable, remove any plastic fasteners, threads and packaging from this toy before giving it to a child.

Do not add additional strings/cords to the toy.

Do not modify toy to string across a crib or a playpen.

Do not tie together with other toys.

It is advisable to remove toys from a sleeping baby.

Product should be used with adult supervision.

Arches are under tension. Grasp firmly on both ends and use with care to avoid any injury.


EN 71-1,2,3; Age 0+

**MAINTENANCE AND CARE****Mat Care**


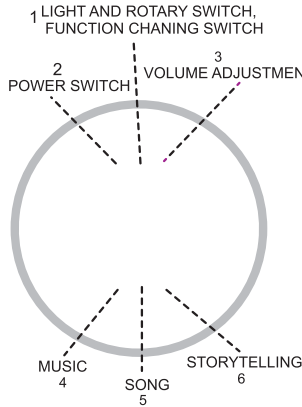
Remove the tubes and supports from the mat. Machine wash the mat inside a pillow case in cold water on the gentle cycle. Do not use bleach. Line dry the mat at low temperature. Do not iron. Do not dry clean.

Tube, Support & Activity Toy Care

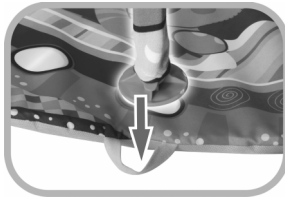
Wipe with a clean cloth dampened with a mild soap and water solution. Do not immerse. Only surface wash. Do not use bleach. Do not dry clean.




A INSTALLATION 3X1.5V AA BATTERIES



B MOUNTING BRACKETS



C MOUNTING BRACKETS



D INSTALLATION HANGER

SOUND SWITCH

-Sleep songs: Four

-Story: Eight

- 1.Big Head
- 2.Good Boy
- 3.Where is the father?
- 4.Hospitality
- 5.Look at the Sky from the Bottom of a Wel
- 6.A Clever Panda
- 7.The Ox and the Dog
- 8.Ten Candies

Children's Songs: Eight

- 1.Teddy Bear
- 2.Long Long Ago
- 3.Follow Me
- 4.The Muffin Man
- 5.Five Little Ducks
- 6.Good Night
- 7.Jingle Bells
- 8.Merry Christmas

ИЗИСКВАНИЯ ЗА БЕЗОПАСНОСТ**ВНИМАНИЕ!**

Моля, запазете тази инструкция за справка в бъдеще, тъй като тя съдържа важна информация. Монтажът трябва да се извърши от възрастен.

За да предотвратите нараняване, никога не поставяйте постелката в люлка/кош или кошара за игра. Използвайте този продукт само върху пода.

Никога не оставайте детето без надзор!

За да предотвратите възможно заплитане или задушаване, отстранете грифа с играчките, когато детето започне да се повдига на ръце или колена!

Здравото бебе би трябвало да спи по гръб!

Предотвратете риска от синдрома на внезапната детска смърт - когато поставяте детето за дрямка или за сън през нощта, то трябва да е по гръб!

Не използвайте този продукт като одеало!

Отстранете найлоновите държачи, конци и опаковката преди да дадете играчката на детето.

Не прикачайте допълнителни конци или държачи към играчката.

Не променяйте играчката и не я пригодявайте към други предмети.

Не връзвайте играчките заедно.

Препоръчително е да преместите играчката от спящо дете.

Играчките трябва да се използват под наблюдението на възрастен.

Грифовете са под напрежение. Хванете внимателно в двата края и ги закрепете добре, за да предотвратите нараняване.


БДС EN 71-1,2,3; възрастта 0+ 

ГРИЖА И ПОДДРЪЖКА**Грижа за тепиха**

Отстранете тръбите и подпорите от тепиха. Поставете в калъфка и перете в пералня със студена вода на деликатен режим. Не избелвайте. Сушете в хоризонтално положение на ниска температура. Не гладете. Не е подходящ за химическо чистене.

Грижа за тръба, опора и играчки

Почиствайте с чист, влажна кърпа с разтвор на вода и сапун. Не потапяйте във вода. Само повърхностно почистване. Не избелвайте. Не е подходящ за химическо чистене.




А. МОНТАЖ 3X1.5V БАТЕРИИ АА

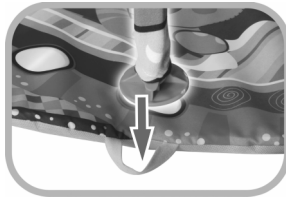
1. СВЕТИЛЕН И РОТАЦИОНЕН БУТОН, ПРЕВКЛЮЧВАТЕЛ ЗА СМЯНА НА ФУНКЦИЯ

2. БУТОН ЗА ЗАХРАНВАНЕ

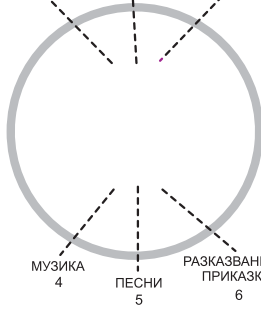
3. НАСТРОЙКА НА ЗВУКА



Б. МОНТИРАНЕ НА СТОЙКИ




В. МОНТАЖНИ СКОБИ



4. МУЗИКА

5. ПЕСНИ

6. РАЗКАЗВАНЕ НА ПРИКАЗКИ



Г. МОНТАЖ НА ЗАКАЧАЛКА ПРЕВКЛЮЧВАТЕЛ ЗВУК

ПРЕВКЛЮЧВАНЕ НА ЗВУКА


-Приспивни песни: Четири

-Приказки: Осем


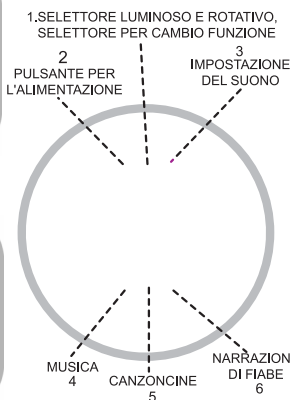
1. Самохвалко
2. Доброто момче
3. Къде е татко?
4. Гостоприемство
5. Гледай небето от дъното на кладенеца
6. Умната панда
7. Волът и кучето
8. Десет бонбона

Детски песни: осем

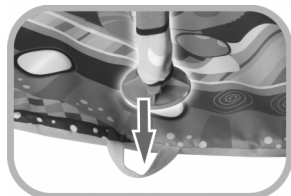
1. Мечето Теди
2. Много, много отдавна
3. Следвай ме
4. Човекът Мъфин
5. Пет малки патета
6. Лека нощ
7. Звънят камбанки
8. Весела Коледа




A. MONTAGGIO pile 3X1.5V AA



B. MONTAGGIO DEL SUPPORTO



C. STAFFE DI MONTAGGIO



D. MONTAGGIO DI ELL'AGGANCIAMENTO

SELETTORE SUONO


-Canzoncine ninnananna: Quattro

-Fiabe: Otto

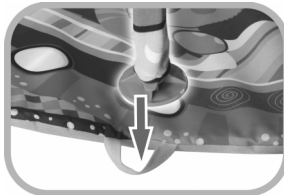
1. Vanaglorioso
2. Il buon ragazzo
3. Dov'è papà?
4. Ospitalità
5. Guarda il cielo dal fondo del pozzo
6. Il panda intelligente
7. Il bue e il cane
8. Dieci caramelle

Canzoncine: otto

1. Orso Teddy
2. Molto tempo fa
3. Seguimi
4. L'uomo focaccina
5. Cinque anatroccoli
6. Buonanotte
7. Tintinnano campane
8. Buon Natale



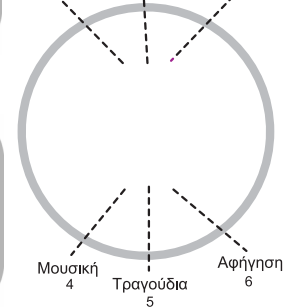
A. Εγκατάσταση 3X1.5V μπαταρίες AA




C. Στηρίγματα στερέωσης

1. Φωτεινό και περιστροφικό κουμπή, διακόπτης για την αλλαγή λειτουργίας

2 Κουμπί τροφοδοσίας Ρύθμιση του ήχου



Μουσική 4 Τραγούδια 5 Αφήγηση 6



B. Συναρμολόγηση των βάσεων



D. Συναρμολόγηση της κρεμάστρας

Διακόπτης του ήχου


- Βανουρίσματα: Τέσσερις

- Παραμύθια : Οκτώ

1. Καυχησιάρης
2. Το καλό αγόρι
3. Πού είναι ο μπαμπάς
4. Φιλοξενία
5. Κοιτάτε τον ουρανό από τον πάτο του πηγαδιού
6. Το έξυπνο πάντα
7. Το βόδι και ο σκύλος
8. Δέκα Καραμέλες

Παιδικά τραγούδια: οκτώ

1. Το αρκούδι Τέδι
2. Πολύ, πολύ πριν
3. Ακολούθησε με
4. Ο άνθρωπος μάφιν
5. Πέντε μικρά πάπιες
6. Καληνύχτα
7. Χτυπούν κουδουνάκια
8. Καλά Χριστούγεννα




A. INSTALARE 3X1.5V AA BATERII

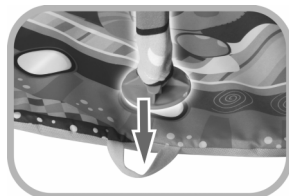
1. BUTON ROTATIV SI LUMINOS, COMUTATOR PENTRU SCHIMBAREA FUNCTIEI

2
BUTON
DE ALIMENTARE

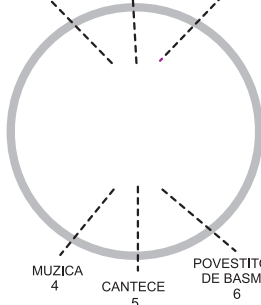
3
SETARE VOLUM



B. MONTARE BRATE DE SUSTINERE




C. BRIDE DE FIXARE



4
MUZICA

5
CANTECE

6
POVESTITOR
DE BASME



D. MONTARE CARLIG COMUTATOR VOLUM


Cantece de leagan: Patru

Povesti: Opt

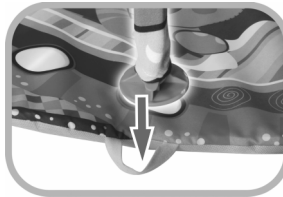
1. Inganfatul
2. Baiatul bun
3. Unde este taticu`?
4. Ospitalitate
5. Uita-te la cer din fundul fantanii
6. Panda desteapta
7. Bivolul si cainele
8. Zece bomboane

Cantece pentru copii: opt

1. Ursuletul Teddy
2. A fost odata ca niciodata
3. Urmeaza-ma
4. Omul brios
5. Cinci ratuste mici
6. Noapte buna
7. Jingle Bells
8. Craciun Fericit



A. МОНТАЖ 3X1.5V батареек AA



C. МОНТАЖНЫЕ КРОНШТЕЙНЫ

1. СВЕТИЛННАЯ И РОТАЦИОННАЯ КНОПКА, ПЕРЕКЛЮЧАТЕЛЬ ДЛЯ СМЕНЫ ФУНКЦИИ


2 КНОПКА ПИТАНИЯ

3 НАСТРОЙКА ЗВУКА


4 МУЗЫКА

5 ПЕСНИ

6 РАССКАЗЫВАНИЕ СКАЗОК



B. МОНТАЖ ПОДСТАВКИ



D. МОНТАЖ ПОДВЕСКИ

ПРЕКЛЮЧАТЕЛЬ ЗВУКА

-Колыбельные песни: Четыре

-Сказки: Восемь

1. Хвостун

2. Хороший мальчик

3. Где папа?

4. Гостеприимство

5. Смотри на небо со дна
колодца

6. Умная панда

7. Вол и собака

8. Десять конфет

Детские песни: восемь

1. Медвежонок Тедди

2. Очень, очень давно

3. Следуй за мной


4. Человек-Маффин

5. Пять маленьких утят


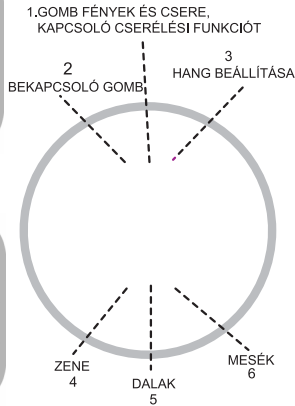
6. Спокойной ночи

7. Звенят колокольчики

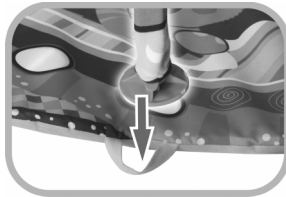
8. Веселая Коляда




A. ÖSSZESZERELÉS 3X1.5V ELEMEK AA



B. ÁLLVÁNYOK ÖSSZESZERELÉSE



C. RÖGZÍTŐKERETEK



D. AKASZTÓ ÖSSZESZERELÉSE


ZENEI GOMB

- Alvásra való dalok: Négy
- Mesék: Nyolc

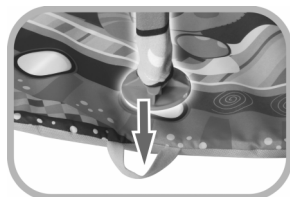
 1. Szájhűs
 2. Jó fiú
 3. Hol van apa?
 4. Vendégszeretet
 5. Nézd meg az éget a kúttól
 6. Az okos panda
 7. A marha és a kutya
 8. Tíz cukorka

Gyermek dalok: nyolc

1. Teddz medve
2. Régen
3. Kövess
4. Muffin ember
5. Öt kis kacsa
6. Jó ejt
7. Csengőszó
8. Boldog korácsont



A. Montage de piles 3X1.5V AA

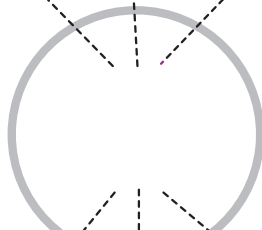


C Etriers de montage

1. Interrupteur de lumière et de rotation, commutateurs de changement des fonctions

2. Bouton de charge


3. Réglage du son




4. Musique

5. Chansons

6. Raconter des histoires.



B. Montage de supports



D. Montage du crochet

COMMUTATEUR DU SON


-Berceuses: quatre

-Histoires: Huit

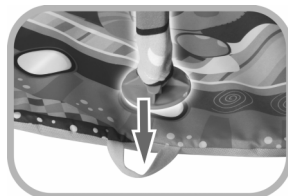
1. Un brave homme
2. Un bon garçon
3. Où est papa?
4. Hospitalité
5. Regardez le ciel du fond du puits
6. Le panda intelligent
7. Le boeuf et le chien
8. Les dix bonbons

Chansons pour enfants: huit


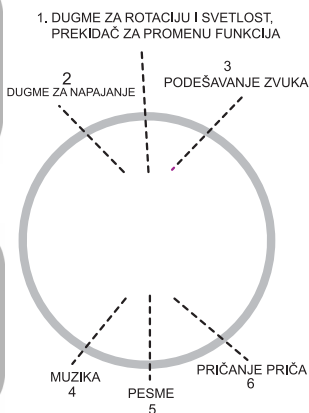
1. L'ourson Teddy
2. Il y a très, très longtemps
3. Suis-moi
4. L'homme Muffin
5. Les cinq petits canards
6. Bonne nuit
7. Jingle Bells
8. Joyeux Noël




A. MONTIRANJE 3X1.5V baterija AA



C. MONTIRANJE DRŽAČA



B. MONTIRANJE POSTOLJA



D. MONTIRANJE NOSAČA

PREKIDAČ ZA ZVUK

-Uspavanke: Četiri

- Priče: Osam

1.Hvalisavac

2.Dobri dečak

3.Gde je tata?

4.Gostoprinstvo

5.Gledaj nebo sa dna bunara

6.Pametna panda

7.Vo i pas

8.Deset bombona

Dečije pesmice: osam

1.Tedi meda /

2. Nekada davno davno

3. Prati me


4. Čovek Mafin

5. Pet malih pačića

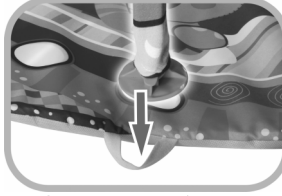
6. Laku noć

7. Zvončići zvončići


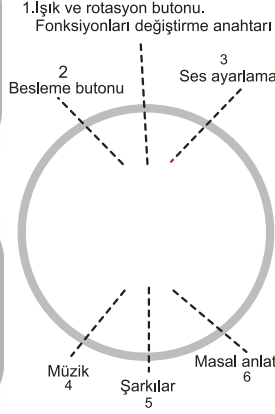
8. Srećan Božić



A.Montaj 3 x 1.5 V pil AA



C.Montaj destekleri /klipsarı



B.Desteklerin montajı



D.Askı montajı


SES ANAHTARI

- ninniler: dört
- masallar sekiz

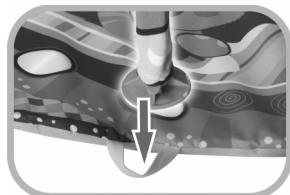
1. Övüngen
2. Hayırlı çocuk
3. Babam nerede?
4. Konukseverlik
5. Pınar dibinden gök kubleye bak
6. Akıllı Panda
7. Öküz ve Köpek
8. On şeker

Çocuk şarkıları: sekiz

1. Tedi ayı
2. Çok, çoktan beri
3. İzle beni
4. Mıfın insan
5. Beş küçük ördek
6. İyi geceler
7. Çınlayan çanlar
8. Neşeli Noel



A. Вградување 3X1.5V батерии AA

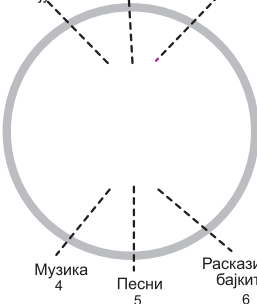


C. Монтажа на големата заграда

1. Светлосно и ротационо копче, прекинувач за менување на функцијата

2. Копче за напојување


3. Прилагодување на звукот



Музика
4

Песни
5

Раскази на
бајките
6



B. Монтирање на држач



D. Составување на закачалка

Прекинувач на звук


-песни за заспивање: четири

-приказни: осум

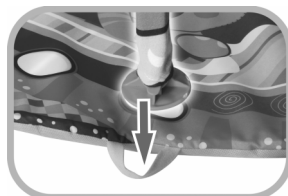
1. Голема глава
2. Доброто момче
3. Каде е таткото
4. Гостопримство
5. Гледај во небото од дното на кладенецот
6. Паметната панда
7. Волкот и кучето
8. Десет бонбони

Детски песни: осем

1. Мечето Теди
2. Многу, многу одамна
3. Следи ме
4. Човекот Муфин
5. Пет мали гуски
6. Добра ноќ
7. Звонат камбаните
8. Среќен Божик



A. Montimi 3x 1.5 V bateri AA

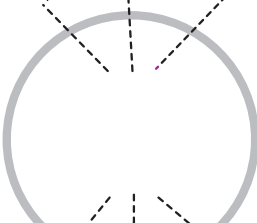


C. Fashetat e montimit

1. Buton për dritat dhe rotacionin, ndërçelës për ndërrimin e funksionit.

2
Buton për
ushqimin


3
Rregullimi i zërit




4
Muzikë

5
Këngë

6
Rrëfimi i
përrallave



B. Montimi i mbajtëseve



D. Montimi i varëses

Ndërçelës i tingullit

-këngë ninulla: Katër

- Përralla: Tetë

1. Mburraveci

2. Djali i mirë

3. Ku është babi?

4. Mikpritja

5. Shih qiellin nga fundi i pusit

6. Panda e mençur

7. Kau dhe qeni

8. Dhjetë karamеле

Këngë fëmijësh: tetë

1. ArushiTedi

2. Para shumë, shumë kohe

3. Ndiqmë

4. Njeriu Muffin

5. Pesë rosat e vogla

6. Natën e mirë

7. Zilet tringëllojnë

8. Gëzuar Krishtlindjet



Дидис ООД, България
Шумен 9700, ул. „Тракия-изток“ № 6
Тел.: 054/850 830
e-mail: home.market@didis-ltd.com
e-mail: export@didis-ltd.com

Didis LTD, Bulgaria
Shumen 9700, № 6 Trakia-iztok street
Tel.: +359 54 850 830
e-mail: home.market@didis-ltd.com
e-mail: export@didis-ltd.com

www.lorelli.eu